

NEW RANGER



Ford



# RANGER SMART FEATURES

## EZI-LIFT TAILGATE<sup>1</sup>

You've got enough heavy lifting to do. Load your new **RANGER** with greater ease, thanks to the tailgate with lift assistance that now requires 70% less effort to close.

## ACTIVE PARK ASSIST WITH PARALLEL PARKING<sup>2</sup>

Not everyone loves to parallel park. But what if we designed a bakkie that not only helps you find the right size parking space, but also automatically steers itself in for a perfect park? The new **RANGER** offers semi-auto Active Park Assist to make city driving even easier.

## THATCHAM ALARM<sup>3</sup>

- Reinforced shielded door locks.
- Horn with reinforced bracket and battery backup system.
- ECM with reinforced shield.
- Improved engine immobilizer.



## TYRE PRESSURE MONITORING SYSTEM<sup>4</sup>

When your tyre pressure isn't right it can compromise safety and fuel economy. The Tyre Pressure Monitoring System (TPMS) alerts you when one or more of your tyres has lost pressure.

## ELECTRONIC SHIFT-ON-THE-FLY 4X4<sup>5</sup>

Choose 4x2 for regular driving, 4x4 High Range for poor road surfaces and dirt tracks and 4x4 Low Range for exceptionally challenging terrain. Using Electronic Shift-on-the-Fly you can also switch between 4x2 and 4x4 High Range, whilst on the move.

## HILL DESCENT CONTROL<sup>6</sup>

The new **RANGER** 4x4's Hill Descent Control is designed to automatically apply braking, as needed, to slow the vehicle to a set speed in off-road downhill conditions. Speed can be adjusted through the accelerator and the cruise control buttons.

## TOWING CAPACITY

With up to 3 500kg<sup>7</sup> towing capacity, you can confidently take on the biggest jobs. Trailer Sway Control provides stability and greater control when towing a trailer.

## 800MM WATER-WADING CAPABILITY<sup>8</sup>

It's not only on dry land that the new **RANGER** proves that it can take you just about anywhere you need to go. A river-taming 800mm makes sure there's very little that can come between you and getting the job done.

<sup>1</sup>Ezi-Lift tailgate with lift assistance is available on XLT, and Wildtrak derivatives only. <sup>2</sup>Active Park Assist with parallel parking available on Wildtrak derivatives only. <sup>3</sup>All Rangers from XL and above is fitted with a Thatcham Level 1 alarm system. <sup>4</sup>Tyre Pressure Monitoring System available on Wildtrak derivatives only. <sup>5</sup>Electronic Shift-on-the-Fly available on 4x4 derivatives only. <sup>6</sup>Hill Descent Control available on 4x4 derivatives only. <sup>7</sup>Towing capacity figures will vary according to specific derivative. See specification sheets. Only available on Ford APPROVED towbar. <sup>8</sup>800mm water-wading capability standard on all new **RANGER** hi-rider derivatives when maintaining a steady speed of 7km/h.



Lane Keeping Aid



Cruise Control



Rain Sensing Wipers

# SPECIAL EDITION RANGERS



\*Side step only available on XL Sport built from Feb 2021, not available on Single Cab.

Fitted side step\*



FX4 Side Decals & 3D Tailgate Badging

## RANGER XL SPORT

## RANGER FX4



Black Sports Bar



17" Black Alloy Wheels



Black Gloss Grille



Black Extended Sports Bar



18" Black Alloy Wheels



Black Painted Handles and Mirrors



Small Sport Decal



Ranger Decal on Tailgate

The RANGER XL SPORT is available in the following colours:  
 Sea Grey (Metallic\*)  
 Frozen White  
 Race Red  
 Blue Lightning (Metallic\*)  
 Diffused Silver (Metallic\*)  
 Moondust Silver (Metallic\*)

\*Metallic body colours are options at extra cost.



Unique leather trimmed FX4 seats



Black Mesh Grille

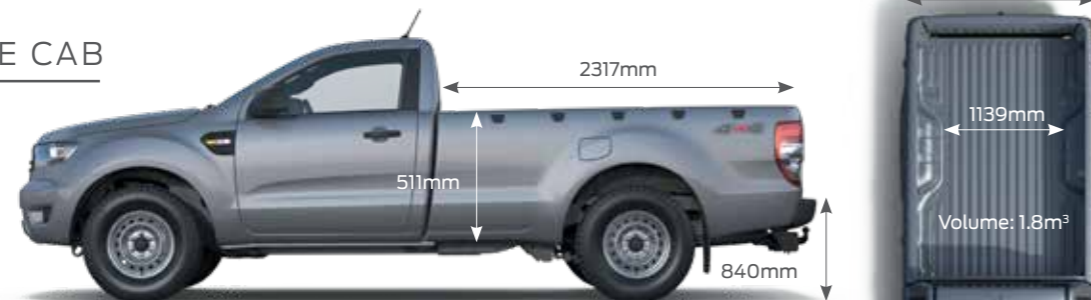
The RANGER FX4 is available in the following colours:  
 Sea Grey (Metallic\*)  
 Frozen White  
 Race Red  
 Agate Black (Metallic\*)  
 Moondust Silver (Metallic\*)

\*Metallic body colours are options at extra cost.

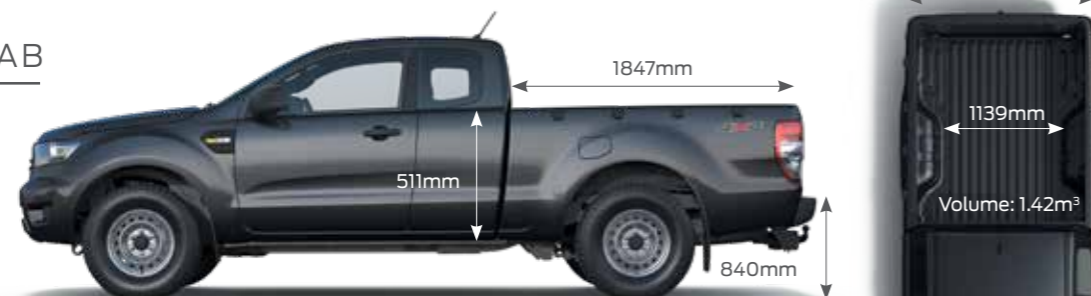
Tonneau cover is an optional accessory available at dealers for an additional cost.

# LINE UP | OPTIONS | FEATURES

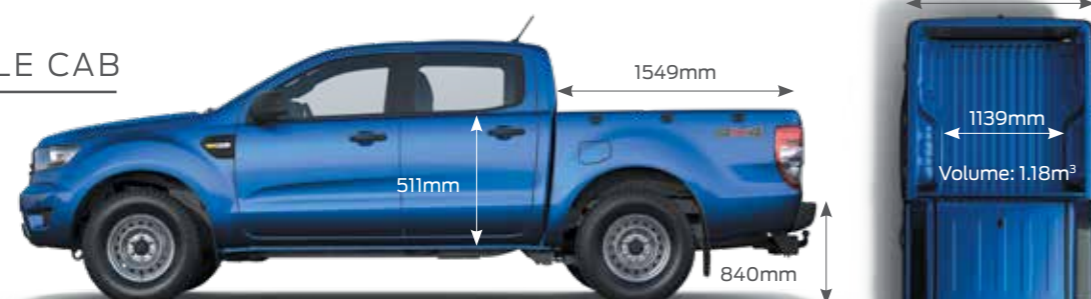
## SINGLE CAB



## RAP CAB



## DOUBLE CAB



Vehicle	Vehicle Description	Single Cab	Rap Cab	Double Cab
FORD RANGER BASE	RANGER 2.2TDCi 4x2 5M/T	X	X	X
FORD RANGER XL	RANGER 2.2TDCi 4x2 6A/T	X	X	X
	RANGER 2.2TDCi 4x2 6M/T	X	X	X
	RANGER 2.2TDCi 4x4 6A/T			X
FORD RANGER XLS	RANGER 2.2TDCi 4x4 6M/T	X	X	X
	RANGER 2.2TDCi 4x2 6A/T		X	
	RANGER 2.2TDCi 4x2 6M/T	X		X
	RANGER 2.2TDCi 4x4 6A/T	X	X	X
FORD RANGER XLT	RANGER 3.2TDCi 4x4 6A/T	X		
	RANGER 2.0 Single Turbo 4x2 10A/T			X
	RANGER 2.0 Single Turbo 4x4 10A/T			X
	RANGER 3.2TDCi 4x2 6A/T			X
FORD RANGER WT	RANGER 3.2TDCi 4x4 6A/T		X	X
	RANGER 2.0BiT 4x2 10A/T			X
	RANGER 2.0BiT 4x4 10A/T			X
	RANGER 3.2TDCi 4x2 6A/T			X

FEATURES	BASE	XL	XLS	XLT	WILDTRAK
<b>Transmission</b>					
6-Speed Auto		X	X	X	X
10-Speed Auto				X	X
<b>Wheels</b>					
16" Steel wheels	X	X			
17" Silver Alloy wheels			X	X	
18" Alloy wheels					X
<b>Infotainment</b>					
Radio with Bluetooth and USB	X	X			
8" Colour Touch Screen with Apple Car Play and Android Auto			X		
Ford SYNC® 3 with Bluetooth, Navigation and Apple Car Play & Android Auto				X	X
Rear View Mirror Mounted USB Port					X
<b>Convenience</b>					
Cruise Control			X	X	
Adaptive Cruise Control with Collision Mitigation					X
Lane keeping Aide with Lane Departure Warning with Fatigue Detection					X
Tyre Pressure Monitoring System (TPMS)					X
Manual Aircon		X	X		
Dual Electronic Automatic Temperature Control (DEATC)				X	X
Active Park Assist-Parallel Parking					X
Parking sensors - Rear			X	X	X
Parking sensors - Front				X	X
Rear Parking camera			X	X	X
Ezi-lift Tailgate				X	X
Power Heated Seats					X
<b>Exterior Lighting</b>					
Day time running lights		X	X	X	X
Halogen headlamps		X	X		
LED headlamps				X	X
<b>Styling</b>					
Partial leather seats				X	X
Roof Rails					X
Side step			X	X	X
Sports bar			X		
Sports hoop					X
<b>Load Box</b>					
Load Box Bin-liner					X
12V Power Socket in load box					X
230V rear power point plug					X
<b>Security</b>					
Thatcham alarm		X	X	X	X
<b>Towing</b>					
Towbar		X	X	X	X
Towing mass [brake, (kg)]	1500	3500	3500	3500	3500
<b>OPTIONS</b>	<b>BASE</b>	<b>XL</b>	<b>XLS</b>	<b>XLT</b>	<b>WILDTRAK</b>
16" Alloy Wheel		X			
17" Black Alloy Wheel		X (R/C & D/C only)	X	X	
18" Alloy Wheel (Alternative Wildtrak wheel)					X
Manual Aircon	X				
Carpet floor with Bench seat	X (S/C only)				
Vinyl floor with individual seats	X				
8" colour touch screen		X			
Rear Parking Sensors		X (D/C only, not available on XL sport)			
Side Step		X (R/C & D/C only)			
Power Roller Shutter*					X
Spray in bedliner	X	X	X	X	
XL Sport		X			
FX4				X	

S/C = Single Cab • R/C = Rap Cab • D/C = Double Cab

\*Power Roller Shutter is only available on all Wildtrak derivatives built from February 2021. \*Leather seats are a combination of leather and high-quality, durable materials. \*Ford reserves the right, subject to all applicable laws, to discontinue or change features and other specification either temporarily or permanently without incurring any liability to any prospective purchaser or purchasers.

## POWERTRAINS AND ENGINES

### BI-TURBO DIESEL

**157kW / 500Nm**

4-Cylinder Diesel Engine

The innovative Bi-Turbo diesel engine's two turbos work sequentially to deliver huge power and torque, combined with a state-of-the-art 10-speed auto transmission.

### SINGLE-TURBO

**132kW / 420Nm**

4-Cylinder Diesel Engine

Not only does the Single-Turbo diesel engine deliver strong performance lower down the rev range, the 10-speed automatic transmission also helps improve fuel efficiency.

### 3.2L TDCI

**147kW / 470Nm**

5-Cylinder Diesel Engine

The tried, tested and trusty workhorse that has capably delivered seamless torque to thousands of RANGERS.

### 2.2L TDCI

**118kW / 385Nm**

4-Cylinder Diesel Engine

The economic choice, this engine will provide thrifty service for years.

### NEW IMPROVED DIESEL ENGINES. BIG POWER, SMALL APPETITES.

The heart of the new RANGER's superior durability and strength just got an upgrade. The new RANGER's diesel engines deliver more than just big power numbers – they're more fuel-efficient than ever. So you can spend more time on the move and less time at the fuel pump.

*Computer-generated image. Features differ per derivative. See specification sheets.*



## FORD INFOTAINMENT TECHNOLOGIES

### CONNECT WITH YOUR CAR FROM THE PALM OF YOUR HAND

The New **FordPass** Connect modem makes your journeys easier. Discover a range of features in your vehicles, and on your smartphone, that work together to keep you effortlessly connected on every journey.

- Remote Lock and Unlock
- Remote start\*
- Fuel Status
- Car Finder
- Car Health Alerts

*\*Only available on automatic transmission vehicles.*

*\*\*FordPass connect and embedded modem comes standard on 2021 Rangers (Feb production).*

*\*\*\*Ask your nearest dealer for more information on FordPass.*



### SYNC®

SYNC®3 is a fully integrated, voice-activation system that lets you use your favourite devices while your hands stay on the wheel and your eyes stay on the road. Sync your phone to call your friends and play your favourite music, and stay on track with the integrated satellite Navigation system. Equipped with a customisable 8" colour LCD capacitive touchscreen; SYNC®3 is quicker and more responsive than ever before.

*Navigation is standard on XLT and Wildtrak.*



### 8 INCH COLOUR TOUCH SCREEN

The 8" Colour Touch screen delivers improved connectivity and is largely equivalent to SYNC®3 with the exception of Navigation and Embedded Voice Recognition. The system is fully compatible with Android Auto and Apple Carplay. Other features include Applink, text-to-speech and Wi-Fi hotspot compatibility.

*\* Standard on XLS and Optional on XL.*

# COLOURS & WHEELS

## RANGER



Frozen White (Solid)



Moondust Silver (Metallic\*)



Diffused Silver (Metallic\*)



Blue Lightning (Metallic\*)



Sea Grey (Metallic\*)



Agate Black (Metallic\*)



Lucid Red (Metallic\*)



Race Red (Solid)

\*Metallic body colours are options at extra cost.

## WILDTRAK



Moondust Silver (Metallic\*)



Sea Grey (Metallic\*)



Agate Black (Metallic\*)



Frozen White (Solid)



Saber (Metallic\*)

**Note:** The images are used to illustrate body colours only, and may not reflect the vehicle described. Colours and trims reproduced within this brochure may vary from the actual colours, due to the limitations of the printing processes used.



16" Steel wheel



16" Alloy wheel  
(Optional on XL derivatives, at an additional cost)



17" Silver Alloy wheel  
(Standard on XLS and XLT derivatives)  
Available in black as an option at an additional cost for XLS, XLT, and XL (Super and Double Cab only)



18" Alloy wheel  
(Standard on Wildtrak derivatives only)



Alternative Wildtrak Wheel  
(Optional on Wildtrak derivatives only)



## LEVEL 1 COMPLIMENTARY 4X4 TRAINING

When purchasing a NEW 4x4 RANGER or EVEREST you qualify for a FREE introductory 4x4 course, hosted by Ford Adventure Club, Ford Motor Company SA's official 4x4 training partner.



### FOR MORE DETAILS PLEASE SEE CONTACT INFORMATION BELOW:

**E-mail:** [adventureclub@red-moon.co.za](mailto:adventureclub@red-moon.co.za)  
**Contact:** +27 60 982 4394  
**Facebook:** <https://www.facebook.com/fordadventureclub/>  
**Website:** [www.fordadventureclub.co.za](http://www.fordadventureclub.co.za)  
<http://fordadventureclub.co.za/training/>



The Ford Wildlife Foundation (FWF) supports environmental education, research and conservation projects around Sub-Saharan Africa. The Ford RANGER is used to enable the projects to go further, and make a real impact in the environment in which they operate. For further information on the FWF, visit [ford.co.za](http://ford.co.za) or email [wildlife@ford.com](mailto:wildlife@ford.com).

LIVE THE  
**RANGER LIFE**  
Ford

1

UP AND OVER

There's no challenge we don't tackle head on. When we see a mountain range we want to go over, not around. This is true of our truck, users, Ford and partners.

2

CAN'T HELP BUT HELP

We are doers. We pitch in. When people need help or assistance we're always there. On the building site, helping friends or loved ones, or our dealers within their local communities.

3

CARVE YOUR OWN PATH

We are the truck that redefined the category. We don't wait for others to lead. We have a vision and objective and we're fearless in what we need to do to achieve our goals.

4

BRING OTHERS ALONG

It's great to work hard and achieve recognition, but even better to share it with those who mean the most - our family and friends.

5

WE MAKE OUR OWN FUN

There's no such thing as all work and no play. And when it's time to play, we know how to make the most of those opportunities. Our truck is awesome and fun to drive.

## FORD PROTECT

**Ford Protect** Offers a holistic suite of service, maintenance, extended warranty and roadside assistance products aimed at keeping your new **RANGER** in top running condition.



All RANGER derivatives retailed on or after 01 November 2021 has had its service plan unbundled from the purchase of the vehicle in line with the Competition Commission's Guidelines for the Automotive Aftermarket Industry. Service and maintenance plans can be purchased directly from the Finance and Insurance Manager at any Ford Authorised dealership. The service plan will cover the scheduled services on your selected plan based on the time, intervals and kilometres. For complete peace of mind motoring the Premium Maintenance Plan covers scheduled services, preventative care and replacement of "wear and tear" components as well as mechanical and electrical failure. Terms and Conditions apply. E&OE.

**Warranty:** Extension covering your vehicle for up to 7 years or 200 000kms from the original warranty start date.

**Service Plans options** available for up to 8 years or 165 000kms from original warranty start date.

**Maintenance Plans:** Ford Protect has a variety of maintenance options for up to 8 years or 165 000kms.

**Roadside Assistance:** opt for an additional 1 or 2 years Roadside Assistance

Please contact your nearest **Ford Dealer** for more information regarding **Ford PROTECT** plans and products options or visit [www.ford.co.za/fordprotect](http://www.ford.co.za/fordprotect)

*The declared fuel consumption and CO<sub>2</sub> emissions figures were achieved during technical laboratory testing in accordance with the legislated technical specifications (SANS 20101: 2006/ECE R101: 2005 as last amended) and validated and approved by the UK Vehicle Certification Authority (VCA). Fuel consumption and CO<sub>2</sub> emissions figures are used to compare different vehicle types under uniform conditions, and are not necessarily indicative of real-life driving conditions. Note that the actual fuel consumption and emissions levels will depend on many factors and are directly affected by the length of the journey; number of passengers and the amount of luggage carried; individual driving style; road conditions; weather conditions; vehicle age, mileage, condition and standard of maintenance; use of vehicle features such as air conditioning; and any modifications to the vehicle. Your fuel economy will vary based on these and other factors and, for these reasons, many drivers may not achieve the EU fuel economy figures in day-to-day driving, although the vehicle is technically capable of doing so.*

*Ford reserves the right, subject to all applicable laws, to discontinue or change features and other specifications either temporarily or permanently, which will be communicated to the Ford Dealer Network. E & OE.*

Printed October 2022



BASE · XL · XLS	Base	XL	XL	XL	XL	XLS	XLS
	2.2TDCi	2.2TDCi	2.2TDCi	2.2TDCi	2.2TDCi	2.2TDCi	2.2TDCi
	4x2 High Rider	4x2 High Rider	4x4 High Rider	4x2 High Rider	4x4 High Rider	4x4 High Rider	4x2 High Rider
	5MT	6AT	6AT	6MT	6MT	6AT	6MT
<b>ENGINE</b>							
Power: kW @ rpm	88 @ 3700	118 @ 3700	118 @ 3700	118 @ 3700	118 @ 3700	118 @ 3700	118 @ 3700
Torque: Nm @ rpm	285 @ 1500-2300	385 @ 1500-2500	385 @ 1500-2500	385 @ 1500-2500	385 @ 1500-2500	385 @ 1500-2500	385 @ 1500-2500
Engine displacement (cc)	2198	2198	2198	2198	2198	2198	2198
Number of cylinders	4	4	4	4	4	4	4
Number of valves	16	16	16	16	16	16	16
Fuel requirement	Diesel	Diesel	Diesel	Diesel	Diesel	Diesel	Diesel
<b>FUEL CONSUMPTION</b>							
Fuel economy (L/100km)	8,6	7,6	8,2	6,5	7,2	8,2	6,5
CO <sub>2</sub> Emissions (g/km)	227	199	214	172	190	214	172
<b>VEHICLE CAPABILITIES</b>							
ABS with Electronic brakeforce distribution (EBD)	S	S	S	S	S	S	S
Adaptive Load Control	-	S	S	S	S	S	S
Electronic Stability Programme (ESP)	-	S	S	S	S	S	S
ESP Brake System	-	S	S	S	S	S	S
Hill Descent Control	-	-	S	-	S	S	-
Hill Launch Assist	-	S	S	S	S	S	S
Roll-over mitigation	-	S	S	S	S	S	S
Traction Control	-	S	S	S	S	S	S
Trailer Sway Control	-	S	S	S	S	S	S
<b>EXTERIOR SPECIFICATION</b>							
Exterior Trim							
Side Steps <sup>2</sup>	-	0	0	0	0	S	S
Sports Bar - Chrome	-	-	-	-	-	S	S
Tailgate Lock	S	S	S	S	S	S	S
Body & Box Elements							
Spray-in Bedliner	0	0	0	0	0	0	0
Glass & Wash/Wipe							
Rain Sensing Wipers	-	-	-	-	-	S	S
Exterior Lighting							
Auto On/Off Headlamps	-	0	0	0	0	S	S
Daytime Running Lamps	-	S	S	S	S	S	S
Front Fog Lamps	-	-	-	-	-	S	S
Halogen headlamps	S	S	S	S	S	S	S
High Mounted Stop Lamp with loadbox lighting	-	-	-	-	-	S	S
Indicators - Side repeaters on body	S	S	S	S	S	S	S
Manual Front Headlamp Levelling	-	S	S	S	S	S	S
Rear Fog Lamp	-	-	-	-	-	S	S
Reflector Headlamps	S	S	S	S	S	S	S
<b>INTERIOR SPECIFICATION</b>							
Climate Control							
Air Conditioning Manual	0	S	S	S	S	S	S
Fresh Air Heater	S	S	S	S	S	S	S
Audio/Media							
8" Colour Touch Screen with 6 speakers	-	0	0	0	0	S	S
Radio with 2 speakers, Bluetooth, USB	S	-	-	-	-	-	-
Radio with 4 speakers, Bluetooth, USB	-	S	S	S	S	-	-
Instrument Panel, Cockpit & Controls							
12V Power Point Plug - Front console	S	S	S	S	S	S	S
12V Power Point Plug - Rear console	-	S	S	S	S	S	S
Cruise Control	-	-	-	-	-	S	S
Steering Wheel (Polyurethane)	S	S	S	S	S	S	S
Floor & Cowl Side Trim							
Front floor mat (Standard with carpet flooring only) - Driver Only	S	S	S	S	S	S	S
Nonwoven fabric Carpet	0	S	S	S	S	S	S
Vinyl Floor covering	0	-	-	-	-	-	-

The declared fuel consumption and CO<sub>2</sub> emissions figures were achieved during technical laboratory testing in accordance with the legislated technical specifications (SANS 20101: 2006/ECE R101: 2005 as last amended) and validated and approved by the UK Vehicle Certification Authority (VCA). Fuel consumption and CO<sub>2</sub> emissions figures are used to compare different vehicle types under uniform conditions, and are not necessarily indicative of real-life driving conditions. Note that the actual fuel consumption and emissions levels will depend on many factors and are directly affected by the length of the journey; number of passengers and the amount of luggage carried; individual driving style; road conditions; weather conditions; vehicle age, mileage, condition and standard of maintenance; use of vehicle features such as air conditioning; and any modifications to the vehicle. Your fuel economy will vary based on these and other factors and, for these reasons, many drivers may not achieve the EU fuel economy figures in day-to-day driving, although the vehicle is technically capable of doing so.



BASE · XL · XLS	Base	XL	XL	XL	XL	XLS	XLS
	2.2TDCi	2.2TDCi	2.2TDCi	2.2TDCi	2.2TDCi	2.2TDCi	2.2TDCi
	4x2 High Rider	4x2 High Rider	4x4 High Rider	4x2 High Rider	4x4 High Rider	4x4 High Rider	4x2 High Rider
	5MT	6AT	6AT	6MT	6MT	6AT	6MT
<b>Seat Fabric Types</b>							
Seat Material - Fabric	S	S	S	S	S	S	S
<b>Interior Lighting</b>							
Dome Interior Lighting with Theatre Dimming & Illuminated Entry	-	S	S	S	S	S	S
Interior - Mirrors							
Electrochromatic Rear View Mirror	-	-	-	-	-	S	S
Interior Mirrors - Manual	S	S	S	S	S	-	-
<b>SAFETY/SECURITY SPECIFICATION</b>							
<b>Door Locking</b>							
Remote control entry with 2-stage unlocking and flip key	-	S	S	S	S	S	S
<b>Safety/Restraints</b>							
Curtain Airbags	-	-	-	-	-	S	S
Driver & Passenger Belt minder	-	-	-	-	-	S	S
Driver Airbag	S	S	S	S	S	S	S
Driver Belt minder	S	S	S	S	S	-	-
Front Passenger Airbag	S	S	S	S	S	S	S
Inflatable Knee Airbag	-	-	-	-	-	-	-
ISOFIX seats	S	S	S	S	S	S	S
Passenger Airbag Disable - Switch & Light	-	-	-	-	-	S	S
Side Airbags (Thorax Only)	-	-	-	-	-	S	S
Two outboard 3-point and one centre 3-point rear seat belts	S	S	S	S	S	S	S
<b>Security</b>							
Parking Distance Sensors – Rear <sup>1</sup>	-	0	0	0	0	S	S
Rear View Parking Camera	-	-	-	-	-	S	S
Thatcham Alarm	-	S	S	S	S	S	S
<b>MECHANICAL SPECIFICATION</b>							
<b>4x4 Control</b>							
Electronic Shift on the fly (all 4x4)	-	-	S	-	S	S	-
<b>Wheels &amp; Tyres</b>							
16" Alloy Wheel	-	0	0	0	0	-	-
16" Steel Wheel	S	S	S	S	S	-	-
17" Alloy Wheel	-	-	-	-	-	S	S
17" Cast Alloy Wheel - Panther Black	-	0	0	0	0	0	0
Non Locking Wheel Lug Nuts	S	S	S	S	S	S	S
<b>Vehicle Capability</b>							
Front Towing hook	S	S	S	S	S	S	S
Tow Bar	-	S	S	S	S	S	S
<b>Dimensions &amp; Weights</b>							
Cargo depth (mm)	511	511	511	511	511	511	511
Cargo floor length (mm)	1549	1549	1549	1549	1549	1549	1549
Cargo floor width (mm)	1560	1560	1560	1560	1560	1560	1560
Front Overhang	905	905	905	905	905	905	905
Fuel capacity (Litres)	80	80	80	80	80	80	80
GCM (Gross Combination Mass) (kg)	4525	6000	6000	6000	6000	6000	6000
Ground clearance (mm) [Fully loaded]	237	237	237	237	237	237	237
GVM (Gross Vehicle Mass) (kg)	3025	3200	3200	3200	3200	3200	3200
Overall height (mm)	1851	1851	1851	1851	1851	1851	1851
Overall length (mm)	5354	5354	5354	5354	5354	5354	5354
Payload (kg) [passenger weight (65kg) and fuel weight (80l) removed]	1031	1024	925	1043	1043	900	855
Rear Overhang	1226	1226	1226	1226	1226	1226	1226
Tare Mass (kg)	1849	2031	2130	2012	2012	2155	2200
Towing mass (Braked) (kg)	1500	3500	3500	3500	3500	3500	3500
Towing mass (Unbraked) (kg)	750	750	750	750	750	750	750
Wading Depth (mm)	800	800	800	800	800	800	800
Wheelbase	3220	3220	3220	3220	3220	3220	3220
<b>Special Edition Packs (SEP)</b>							
<b>XL Sport</b>							
17" Black Alloy Wheels	-	0	0	0	0	-	-
Black Gloss Grille	-	0	0	0	0	-	-
Black Painted Rear Bumper	-	0	0	0	0	-	-
Black Sports Bar	-	0	0	0	0	-	-
Large Ranger Decal on the back of the tailgate	-	0	0	0	0	-	-
Side Step <sup>2</sup>	-	0	0	0	0	-	-
Small Sport Decal	-	0	0	0	0	-	-
<b>Ford Pass<sup>3</sup></b>							
FordPass Connect	-	S	S	S	S	S	S
Remote Start	-	S	S	-	-	S	-
Remote Lock and Unlock	-	S	S	S	S	S	S
Fuel Status	-	S	S	S	S	S	S
Car Finder	-	S	S	S	S	S	S
Car Health Alerts	-	S	S	S	S	S	S
<b>Ford Protect</b>							
<b>Service &amp; Warranty</b>							
Warranty (NVLW) (4 years / 120 000km)	S	S	S	S	S	S	S
Corrosion Warranty (5 years / unlimited km's)	S	S	S	S	S	S	S
Roadside assistance (4 years / unlimited km's)	S	S	S	S	S	S	S
Service Intervals	15 000km	15 000km	15 000km	15 000km	15 000km	15 000km	15 000km

All Ranger derivatives retailed on or after 01 November 2021 will not have a service plan included in the vehicle in line with the Competition Commission's Guidelines for the Automotive Aftermarket Industry. Service and maintenance plans can be purchased directly from the Finance and Insurance Manager at any Ford Authorised dealership. <sup>1</sup>Parking Distance Sensors – Rear is not available on XL Sport. <sup>2</sup>Side Step is not available on XL Sport Single Cab (it is only available on Rap Cab & Double Cab). <sup>3</sup>FordPass connect and embedded modem comes standard on all Rangers from February production 2021. \*Ford reserves the right, subject to all applicable laws, to discontinue or change features and other specification either temporarily or permanently without incurring any liability to any prospective purchaser or purchasers. E and OE. **Printed October 2022.**

XLT · FX4 · WILDTRAK · RAPTOR	XLT	XLT	XLT	XLT	FX4	FX4	WILDTRAK	WILDTRAK	WILDTRAK	RAPTOR
	2.0SIT	2.0SIT	3.2TDCi	3.2TDCi	2.0SIT	2.0SIT	3.2TDCi	2.0BIT	2.0BIT	2.0BIT
	4x2 High Rider	4x4 High Rider	4x2 High Rider	4x4 High Rider	4x2 High Rider	4x4 High Rider	4x2 High Rider	4x2 High Rider	4x4 High Rider	4x4 High Rider
	10AT	10AT	6AT	6AT	10AT	10AT	6AT	10AT	10AT	10AT
<b>ENGINE</b>										
Power: kW @ rpm	132 @ 3500	132 @ 3500	147 @ 3000	147 @ 3000	132 @ 3500	132 @ 3500	147 @ 3000	157 @ 3750	157 @ 3750	157 @ 3750
Torque: Nm @ rpm	420 @ 1750-2500	420 @ 1750-2500	470 @ 1500-2750	470 @ 1500-2750	420 @ 1750-2500	420 @ 1750-2500	470 @ 1500-2750	500 @ 1500-2000	500 @ 1500-2000	500 @ 1500-2000
Engine displacement (cc)	1996	1996	3198	3198	1996	1996	3198	1996	1996	1996
Number of cylinders	4	4	5	5	4	4	5	4	4	4
Number of valves	16	16	20	20	16	16	20	16	16	16
Fuel requirement	Diesel	Diesel	Diesel	Diesel	Diesel	Diesel	Diesel	Diesel	Diesel	Diesel
<b>FUEL CONSUMPTION</b>										
Fuel economy (L/100km)	7.2	7.5	8.2	8.8	7.2	7.5	8.2	7.8	7.8	8.3
CO <sub>2</sub> Emissions (g /km)	189	199	216	231	189	199	216	207	207	220
<b>VEHICLE CAPABILITIES</b>										
ABS with Electronic brakeforce distribution (EBD)	S	S	S	S	S	S	S	S	S	S
Active Park Assist - Parallel Parking	-	-	-	-	-	-	-	-	-	-
Adaptive Load Control	S	S	S	S	S	S	S	S	S	S
Electronic Stability Programme (ESP)	S	S	S	S	S	S	S	S	S	S
ESP Brake System	S	S	S	S	S	S	S	S	S	S
Hill Descent Control	-	S	-	S	-	S	-	-	S	S
Hill Launch Assist	S	S	S	S	S	S	S	S	S	S
Roll-over mitigation	S	S	S	S	S	S	S	S	S	S
Traction Control	S	S	S	S	S	S	S	S	S	S
Trailer Sway Control	S	S	S	S	S	S	S	S	S	S
<b>EXTERIOR SPECIFICATION</b>										
Exterior Trim										
Decal Package	-	-	-	-	-	-	-	-	-	0
Ezi-lift tailgate	S	S	S	S	S	S	S	S	S	S
Hoop Sports Bar with Box Illumination + brake lamp	-	-	-	-	-	-	S	S	S	-
Roof Rails	-	-	-	-	-	-	S	S	S	-
Side Steps	S	S	S	S	S	S	S	S	S	S
Sports Bar - Black	-	-	-	-	-	-	-	-	-	-
Tailgate Lock - power (activated with Central Locking)	S	S	S	S	S	S	S	S	S	S
Body & Box Elements										
Drop-in Bedliner with 12V Power Point	-	-	-	-	S	S	S	S	S	S
Power Roller Shutter <sup>†</sup>	-	-	-	-	-	-	0	0	0	-
Spray-in Bedliner	0	0	0	0	-	-	-	-	-	-
Wildtrak Cargo Area Management System with Side Rails	-	-	-	-	-	-	S	S	S	-
Glass & Wash/Wipe										
Rain Sensing Wipers	S	S	S	S	S	S	S	S	S	S
Rear window Defroster	S	S	S	S	S	S	S	S	S	S
Exterior Lighting										
Auto On/Off Headlamps	S	S	S	S	S	S	S	S	S	S
Daytime Running Lamps	S	S	S	S	S	S	S	S	S	S
Front Fog Lamps	S	S	S	S	S	S	-	-	-	-
Front Fog Lamps - LED	-	-	-	-	-	-	S	S	S	S
High Mounted Stop Lamp with loadbox lighting	S	S	S	S	S	S	S	S	S	S
LED Headlamps	S	S	S	S	S	S	S	S	S	S
Manual Front Headlamp Levelling	S	S	S	S	S	S	S	S	S	-
Rear Fog Lamp	S	S	S	S	S	S	S	S	S	S
<b>INTERIOR SPECIFICATION</b>										
Climate Control										
Air Conditioning Manual	-	-	-	-	-	-	-	-	-	-
Dual Electronic Automatic Temperature Control (DEATC)	S	S	S	S	S	S	S	S	S	S
Fresh Air Heater	S	S	S	S	S	S	S	S	S	S
Audio/Media										
Ford SYNC <sup>®</sup> 3 with 6 speakers, 2 x USB ports, MP3, Bluetooth, 8" Colour TFT screen & 1 x 4.2" TFT screens in Cluster & Navigation	-	-	-	-	-	-	-	-	-	S
Ford SYNC <sup>®</sup> 3 with 6 speakers, 2 x USB ports, MP3, Bluetooth, 8" Colour TFT screen & 2 x 4.2" TFT screens in Cluster	-	-	-	-	S	S	-	-	-	-
Ford SYNC <sup>®</sup> 3 with 6 speakers, 2 x USB ports, MP3, Bluetooth, 8" Colour TFT screen & 2 x 4.2" TFT screens in Cluster & Navigation	S	S	S	S	-	-	S	S	S	-
Instrument Panel, Cockpit & Controls										
12V Power Point Plug - Front console	S	S	S	S	S	S	S	S	S	S
12V Power Point Plug - Loadbox	-	-	-	-	-	-	S	S	S	S
12V Power Point Plug - Rear console	S	S	S	S	S	S	S	S	S	S
230V/150W power converter	-	-	-	-	-	-	S	S	S	S
Adaptive Cruise Control, Pre-Collision Assist with pedestrian detection, Distance Alert, Autonomous emergency braking, Lane Keep System, Driver Alert System, Auto High Beam Control	-	-	-	-	-	-	S	S	S	-
Cruise Control	S	S	S	S	S	S	-	-	-	-
Cruise Control, Autonomous Emergency Braking, Lane Keep System	-	-	-	-	-	-	-	-	-	S
Leather stitched steering and soft feel dashboard	-	-	-	-	S	S	S	S	S	S
Steering Wheel (4-Spoke Leather with multifunctional buttons)	S	S	S	S	S	S	-	-	-	-
Floor & Cowl Side Trim										
Front & Rear Carpet Mats	-	-	-	-	-	-	S	S	S	S
Front floor mat (Standard with carpet flooring only) - Driver Only	S	S	S	S	S	S	-	-	-	-
Nonwoven fabric Carpet	S	S	S	S	S	S	S	S	S	S
Seat Fabric Types										
Seat Material - Leather Trimmed <sup>‡</sup>	S	S	S	S	S	S	-	-	-	S
Seat Material - Wildtrak	-	-	-	-	-	-	S	S	S	-

The declared fuel consumption and CO<sub>2</sub> emissions figures were achieved during technical laboratory testing in accordance with the legislated technical specifications (SANS 10101: 2006/ECE R101: 2005 as last amended) and validated and approved by the UK Vehicle Certification Authority (VCA). Fuel consumption and CO<sub>2</sub> emissions figures are used to compare different vehicle types under uniform conditions, and are not necessarily indicative of real-life driving conditions. Note that the actual fuel consumption and emissions levels will depend on many factors and are directly affected by the length of the journey; number of passengers and the amount of luggage carried; individual driving style; road conditions; weather conditions; vehicle age, mileage, condition and standard of maintenance; use of vehicle features such as air conditioning; and any modifications to the vehicle. Your fuel economy will vary based on these and other factors and, for these reasons, many drivers may not achieve the EU fuel economy figures in day-to-day driving, although the vehicle is technically capable of doing so.

XLT · FX4 · WILDTRAK · RAPTOR	XLT	XLT	XLT	XLT	FX4	FX4	WILDTRAK	WILDTRAK	WILDTRAK	RAPTOR
	2.0SiT	2.0SiT	3.2TDCi	3.2TDCi	2.0SiT	2.0SiT	3.2TDCi	2.0BiT	2.0BiT	2.0BiT
	4x2 High Rider	4x4 High Rider	4x2 High Rider	4x4 High Rider	4x2 High Rider	4x4 High Rider	4x2 High Rider	4x2 High Rider	4x4 High Rider	4x4 High Rider
	10AT	10AT	6AT	6AT	10AT	10AT	6AT	10AT	10AT	10AT
<b>Interior Lighting</b>										
Ambient Mood Lighting: seven colours	-	-	-	-	-	-	S	S	S	S
Dome Interior Lighting with Theatre Dimming & Illuminated Entry	S	S	S	S	S	S	S	S	S	S
Rear View Mirror Mounted USB Port	-	-	-	-	-	-	S	S	S	S
<b>Interior - Mirrors</b>										
Electrochromatic Rear View Mirror	S	S	S	S	S	S	S	S	S	S
<b>SAFETY/SECURITY SPECIFICATION</b>										
<b>Door Locking</b>										
Remote control entry with 2-stage unlocking and flip key	-	-	-	-	-	-	-	-	-	-
Smart Keyless Entry & Push Button Start	S	S	S	S	S	S	S	S	S	S
<b>Safety/Restraints</b>										
Curtain Airbags	S	S	S	S	S	S	S	S	S	S
Driver & Passenger Belt minder	S	S	S	S	S	S	S	S	S	S
Driver Airbag	S	S	S	S	S	S	S	S	S	S
Driver Belt minder	-	-	-	-	-	-	-	-	-	-
Front Passenger Airbag	S	S	S	S	S	S	S	S	S	S
Inflatable Knee Airbag	S	S	S	S	S	S	S	S	S	S
ISOFIX seats	S	S	S	S	S	S	S	S	S	S
Passenger Airbag Disable - Switch & Light	S	S	S	S	S	S	S	S	S	S
Side Airbags (Thorax Only)	S	S	S	S	S	S	S	S	S	S
Two outboard 3-point and one centre 3-point rear seat belts	S	S	S	S	S	S	S	S	S	S
<b>Security</b>										
Lane Keeping System: Includes Lane Keeping Aid, Lane Departure Warning & Driver Alert System	-	-	-	-	-	-	S	S	S	S
Parking Distance Sensors – Front	S	S	S	S	S	S	S	S	S	-
Parking Distance Sensors – Rear	S	S	S	S	S	S	S	S	S	S
Rear View Parking Camera	S	S	S	S	S	S	S	S	S	S
Thatcham Alarm	S	S	S	S	S	S	S	S	S	S
<b>MECHANICAL SPECIFICATION</b>										
<b>General</b>										
Tyre Pressure Monitoring System (TPMS)	-	-	-	-	-	-	S	S	S	-
<b>4x4 Control</b>										
Electronic Shift on the fly (all 4x4)	-	S	-	S	-	S	-	-	S	-
Terrain Management	-	-	-	-	-	-	-	-	-	S
<b>Wheels &amp; Tyres</b>										
17" Alloy Wheel	S	S	S	S	-	-	-	-	-	S
17" Cast Alloy Wheel - Panther Black	0	0	0	0	-	-	-	-	-	-
18" Alloy Wheel	-	-	-	-	S	S	S	S	S	-
18" Alloy Wheel (Alternative Wildtrak Wheel)	-	-	-	-	-	-	0	0	0	-
Non Locking Wheel Lug Nuts	S	S	S	S	S	S	S	S	S	S
<b>Vehicle Capability</b>										
Front Towing hook	S	S	S	S	S	S	S	S	S	S
Tow Bar	S	S	S	S	S	S	S	S	S	S
<b>Dimensions &amp; Weights</b>										
Cargo depth (mm)	511	511	511	511	511	511	511	511	511	561
Cargo floor length (mm)	1549	1549	1549	1549	1549	1549	1549	1549	1549	1743
Cargo floor width (mm)	1560	1560	1560	1560	1560	1560	1560	1560	1560	1560
Front Overhang	905	905	905	905	905	905	905	905	905	908
Fuel capacity (Litres)	80	80	80	80	80	80	80	80	80	80
GCM (Gross Combination Mass) (kg)	6000	6000	6000	6000	6000	6000	6000	6000	6000	6000
Ground clearance (mm) [Fully loaded]	237	237	237	237	237	237	237	237	237	283
GVM (Gross Vehicle Mass) (kg)	3200	3200	3200	3200	3200	3200	3200	3200	3200	3090
Overall height (mm)	1851	1851	1851	1851	1851	1851	1851	1851	1851	1873
Overall length (mm)	5354	5354	5354	5354	5354	5354	5354	5354	5354	5398
Payload (kg) [passenger weight (65kg) and fuel weight (80L) removed]	913	1011	939	841	913	1011	924	957	860	607
Rear Overhang	1226	1226	1226	1226	1226	1226	1226	1226	1226	1270
Tare Mass (kg)	2142	2044	2116	2214	2142	2044	2131	2098	2195	2338
Towing mass (Braked) (kg)	3500	3500	3500	3500	3500	3500	3500	3500	3500	2500
Towing mass (Unbraked) (kg)	750	750	750	750	750	750	750	750	750	750
Wading Depth (mm)	800	800	800	800	800	800	800	800	800	850
Wheelbase	3220	3220	3220	3220	3220	3220	3220	3220	3220	3220
<b>Special Edition Packs (SEP)</b>										
<b>FX4</b>										
18" Black Alloy Wheels	-	-	-	-	S	S	-	-	-	-
Black Mesh Grille	-	-	-	-	S	S	-	-	-	-
Black Painted Handles and Mirrors	-	-	-	-	S	S	-	-	-	-
Drop in Bedliner with power socket	-	-	-	-	S	S	-	-	-	-
Leather Soft Topper with Red Stitching	-	-	-	-	S	S	-	-	-	-
New Partial Leather Seats with FX4 Logo and red Stitching	-	-	-	-	S	S	-	-	-	-
Unique Black Extended Leg Sports Bar	-	-	-	-	S	S	-	-	-	-
Unique interior colour and materials	-	-	-	-	S	S	-	-	-	-
<b>Ford Pass<sup>3</sup></b>										
FordPass Connect	S	S	S	S	S	S	S	S	S	S
Remote Lock and Unlock	S	S	S	S	S	S	S	S	S	S
Remote start	S	S	S	S	S	S	S	S	S	S
Fuel Status	S	S	S	S	S	S	S	S	S	S
Car Finder	S	S	S	S	S	S	S	S	S	S
Car Health Alerts	S	S	S	S	S	S	S	S	S	S
<b>Ford Protect</b>										
<b>Service &amp; Warranty</b>										
Warranty (NVLW) (4 years / 120 000km)	S	S	S	S	S	S	S	S	S	S
Corrosion Warranty (5 years / unlimited km's)	S	S	S	S	S	S	S	S	S	S
Roadside assistance (4 years / unlimited km's)	S	S	S	S	S	S	S	S	S	S
Service Intervals	15 000km	15 000km	15 000km	15 000km	15 000km	15 000km	15 000km	15 000km	15 000km	15 000km

All Ranger derivatives retailed on or after 01 November 2021 will not have a service plan included in the vehicle in line with the Competition Commission's Guidelines for the Automotive Aftermarket Industry. Service and maintenance plans can be purchased directly from the Finance and Insurance Manager at any Ford Authorised dealership. <sup>3</sup>FordPass connect and embedded modem comes standard on all Rangers from February production 2021. Remote start only available on automatic transmission vehicles. <sup>5</sup>Power Roller Shutter is only available on all Wildtrak derivatives built from February 2021. <sup>6</sup>Leather seats are a combination of leather and high-quality, durable materials. \*Ford reserves the right, subject to all applicable laws, to discontinue or change features and other specification either temporarily or permanently without incurring any liability to any prospective purchaser or purchasers. E and OE. **Printed October 2022.**

BASE · XL · XLS · XLT	Base	XL	XL	XL	XLS	XLS	XLT
	2.2TDCi	2.2TDCi	2.2TDCi	2.2TDCi	2.2TDCi	2.2TDCi	3.2TDCi
	4x2 High Rider 5MT	4x2 High Rider 6AT	4x4 High Rider 6MT	4x2 High Rider 6MT	4x2 High Rider 6AT	4x4 High Rider 6AT	4x4 High Rider 6AT
<b>ENGINE</b>							
Power: kW @ rpm	88 @ 3700	118 @ 3700	118 @ 3700	118 @ 3700	118 @ 3700	118 @ 3700	147 @ 3000
Torque: Nm @ rpm	285 @ 1500-2300	385 @ 1500-2500	385 @ 1500-2500	385 @ 1500-2500	385 @ 1500-2500	385 @ 1500-2500	470 @ 1500-2750
Engine displacement (cc)	2198	2198	2198	2198	2198	2198	3198
Number of cylinders	4	4	4	4	4	4	5
Number of valves	16	16	16	16	16	16	20
Fuel requirement	Diesel	Diesel	Diesel	Diesel	Diesel	Diesel	Diesel
<b>FUEL CONSUMPTION</b>							
Fuel economy (L/100km)	8.2	7.6	7.2	6.5	7.6	8.2	8.8
CO <sub>2</sub> Emissions (g /km)	216	199	190	172	199	214	231
<b>VEHICLE CAPABILITIES</b>							
ABS with Electronic brakeforce distribution (EBD)	S	S	S	S	S	S	S
Adaptive Load Control	-	S	S	S	S	S	S
Electronic Stability Programme (ESP)	-	S	S	S	S	S	S
ESP Brake System	-	S	S	S	S	S	S
Hill Descent Control	-	-	S	-	-	S	S
Hill Launch Assist	-	S	S	S	S	S	S
Roll-over mitigation	-	S	S	S	S	S	S
Traction Control	-	S	S	S	S	S	S
Trailer Sway Control	-	S	S	S	S	S	S
<b>EXTERIOR SPECIFICATION</b>							
<b>Exterior Trim</b>							
Ezi-lift tailgate	-	-	-	-	-	-	S
Side Steps <sup>2</sup>	-	0	0	0	S	S	S
Sports Bar - Chrome	-	-	-	-	S	S	-
Tailgate Lock	S	S	S	S	S	S	-
Tailgate Lock - power (activated with Central Locking)	-	-	-	-	-	-	S
<b>Body &amp; Box Elements</b>							
Spray-in Bedliner	0	0	0	0	0	0	0
<b>Glass &amp; Wash/Wipe</b>							
Rain Sensing Wipers	-	-	-	-	S	S	S
Rear window Defroster	-	-	-	-	-	-	S
<b>Exterior Lighting</b>							
Auto On/Off Headlamps	-	-	-	-	S	S	S
Daytime Running Lamps	-	S	S	S	S	S	S
Front Fog Lamps	-	-	-	-	S	S	S
Halogen headlamps	S	S	S	S	S	S	-
High Mounted Stop Lamp with loadbox lighting	-	-	-	-	S	S	S
Indicators - Side repeaters on body	S	S	S	S	S	S	-
LED Headlamps	-	-	-	-	-	-	S
Manual Front Headlamp Levelling	-	S	S	S	S	S	S
Rear Fog Lamp	-	-	-	-	S	S	S
Reflector Headlamps	S	S	S	S	S	S	-
<b>INTERIOR SPECIFICATION</b>							
<b>Climate Control</b>							
Air Conditioning Manual	0	S	S	S	S	S	-
Dual Electronic Automatic Temperature Control (DEATC)	-	-	-	-	-	-	S
Fresh Air Heater	S	S	S	S	S	S	S
<b>Audio/Media</b>							
8" Colour Touch Screen with 6 speakers	-	0	0	0	S	S	-
Ford SYNC <sup>3</sup> with 6 speakers, 2 x USB ports, MP3, Bluetooth, 8" Colour TFT screen & 2 x 4.2" TFT screens in Cluster & Navigation	-	-	-	-	-	-	S
Radio with 2 speakers, Bluetooth, USB	S	-	-	-	-	-	-
Radio with 4 speakers, Bluetooth, USB	-	S	S	S	-	-	-
<b>Instrument Panel, Cockpit &amp; Controls</b>							
12V Power Point Plug - Front console	S	S	S	S	S	S	S
12V Power Point Plug - Rear console	-	S	S	S	S	S	S
Cruise Control	-	-	-	-	S	S	S
Steering Wheel (4- Spoke Leather with multifunctional buttons)	-	-	-	-	-	-	S
Steering Wheel (Polyurethane)	S	S	S	S	S	S	-
<b>Floor &amp; Cowl Side Trim</b>							
Front floor mat (Standard with carpet flooring only) - Driver Only	S	S	S	S	S	S	S
Nonwoven fabric Carpet	0	S	S	S	S	S	S
Vinyl Floor covering	0	-	-	-	-	-	-
<b>Seat Fabric Types</b>							
Seat Material - Fabric	S	S	S	S	S	S	-
Seat Material - Leather Trimmed <sup>6</sup>	-	-	-	-	-	-	S

The declared fuel consumption and CO<sub>2</sub> emissions figures were achieved during technical laboratory testing in accordance with the legislated technical specifications (SANS 10101: 2006/ECE R101: 2005 as last amended) and validated and approved by the UK Vehicle Certification Authority (VCA). Fuel consumption and CO<sub>2</sub> emissions figures are used to compare different vehicle types under uniform conditions, and are not necessarily indicative of real-life driving conditions. Note that the actual fuel consumption and emissions levels will depend on many factors and are directly affected by the length of the journey; number of passengers and the amount of luggage carried; individual driving style; road conditions; weather conditions; vehicle age, mileage, condition and standard of maintenance; use of vehicle features such as air conditioning; and any modifications to the vehicle. Your fuel economy will vary based on these and other factors and, for these reasons, many drivers may not achieve the EU fuel economy figures in day-to-day driving, although the vehicle is technically capable of doing so.

BASE · XL · XLS · XLT	Base	XL	XL	XL	XLS	XLS	XLT
	2.2TDCi	2.2TDCi	2.2TDCi	2.2TDCi	2.2TDCi	2.2TDCi	3.2TDCi
	4x2 High Rider 5MT	4x2 High Rider 6AT	4x4 High Rider 6MT	4x2 High Rider 6MT	4x2 High Rider 6AT	4x4 High Rider 6AT	4x4 High Rider 6AT
<b>Interior Lighting</b>							
Dome Interior Lighting with Theatre Dimming & Illuminated Entry	-	S	S	S	S	S	S
<b>Interior - Mirrors</b>							
Electrochromatic Rear View Mirror	-	-	-	-	S	S	S
Interior Mirrors - Manual	S	S	S	S	-	-	-
<b>SAFETY/SECURITY SPECIFICATION</b>							
<b>Door Locking</b>							
Remote control entry with 2-stage unlocking and flip key	-	S	S	S	S	S	-
Smart Keyless Entry & Push Button Start	-	-	-	-	-	-	S
<b>Safety/Restraints</b>							
Curtain Airbags	-	-	-	-	S	S	S
Driver & Passenger Belt minder	-	-	-	-	S	S	S
Driver Airbag	S	S	S	S	S	S	S
Driver Belt minder	S	S	S	S	-	-	-
Front Passenger Airbag	S	S	S	S	S	S	S
Inflatable Knee Airbag	-	-	-	-	-	-	S
Passenger Airbag Disable - Switch & Light	-	-	-	-	S	S	S
Side Airbags (Thorax Only)	-	-	-	-	S	S	S
<b>Security</b>							
Parking Distance Sensors – Front	-	-	-	-	-	-	S
Parking Distance Sensors – Rear <sup>1</sup>	-	-	-	-	S	S	S
Rear View Parking Camera	-	-	-	-	S	S	S
Thatcham Alarm	-	S	S	S	S	S	S
<b>MECHANICAL SPECIFICATION</b>							
<b>4x4 Control</b>							
Electronic Shift on the fly (all 4x4)	-	-	S	-	-	S	S
<b>Wheels &amp; Tyres</b>							
16" Alloy Wheel	-	0	0	0	-	-	-
16" Steel Wheel	S	S	S	S	-	-	-
17" Alloy Wheel	-	-	-	-	S	S	S
17" Cast Alloy Wheel - Panther Black	-	0	0	0	0	0	0
Non Locking Wheel Lug Nuts	S	S	S	S	S	S	S
<b>Vehicle Capability</b>							
Front Towing hook	S	S	S	S	S	S	S
Tow Bar	-	S	S	S	S	S	S
<b>Dimensions &amp; Weights</b>							
Cargo depth (mm)	511	511	511	511	511	511	511
Cargo floor length (mm)	1847	1847	1847	1847	1847	1847	1847
Cargo floor width (mm)	1560	1560	1560	1560	1560	1560	1560
Front Overhang	905	905	905	905	905	905	905
Fuel capacity (Litres)	80	80	80	80	80	80	80
GCM (Gross Combination Mass) (kg)	4525	6000	6000	6000	6000	6000	6000
Ground clearance (mm) [Fully loaded]	237	237	237	237	237	237	237
GVM (Gross Vehicle Mass) (kg)	3025	3200	3200	3200	3200	3200	3200
Overall height (mm)	1810	1810	1810	1810	1810	1810	1810
Overall length (mm)	5354	5354	5354	5354	5354	5354	5354
Payload (kg) [passenger weight (65kg) and fuel weight (80l) removed]	1045	1071	993	1093	1071	950	855
Rear Overhang	1226	1226	1226	1226	1226	1226	1226
Tare Mass (kg)	1835	1984	2062	1962	1984	2105	2200
Towing mass (Braked) (kg)	1500	3500	3500	3500	3500	3500	3500
Towing mass (Unbraked) (kg)	750	750	750	750	750	750	750
Wading Depth (mm)	800	800	800	800	800	800	800
Wheelbase	3220	3220	3220	3220	3220	3220	3220
<b>Special Edition Packs (SEP)</b>							
<b>XL Sport</b>							
17" Black Alloy Wheels	-	0	0	0	-	-	-
Black Gloss Grille	-	0	0	0	-	-	-
Black Painted Rear Bumper	-	0	0	0	-	-	-
Black Sports Bar	-	0	0	0	-	-	-
Large Ranger Decal on the back of the tailgate	-	0	0	0	-	-	-
Side Step <sup>2</sup>	-	0	0	0	-	-	-
Small Sport Decal	-	0	0	0	-	-	-
<b>Ford Pass<sup>3</sup></b>							
FordPass Connect	-	S	S	S	S	S	S
Remote Lock and Unlock	-	S	S	S	S	S	S
Remote start	-	S	-	-	S	S	S
Fuel Status	-	S	S	S	S	S	S
Car Finder	-	S	S	S	S	S	S
Car Health Alerts	-	S	S	S	S	S	S
<b>Ford Protect</b>							
<b>Service &amp; Warranty</b>							
Warranty (NVLW) (4 years / 120 000km)	S	S	S	S	S	S	S
Corrosion Warranty (5 years / unlimited km's)	S	S	S	S	S	S	S
Roadside assistance (4 years / unlimited km's)	S	S	S	S	S	S	S
Service Intervals	15 000km	15 000km	15 000km	15 000km	15 000km	15 000km	15 000km

All Ranger derivatives retailed on or after 01 November 2021 will not have a service plan included in the vehicle in line with the Competition Commission's Guidelines for the Automotive Aftermarket Industry. Service and maintenance plans can be purchased directly from the Finance and Insurance Manager at any Ford Authorised dealership. <sup>1</sup>Parking Distance Sensors – Rear is not available on XL Sport. <sup>2</sup>Side Step is not available on XL Sport Single Cab (it is only available on Rap Cab & Double Cab). <sup>3</sup>FordPass connect and embedded modem comes standard on all Rangers from February production 2021. Remote start only available on automatic transmission vehicles. <sup>4</sup>Leather seats are a combination of leather and high-quality, durable materials. \*Ford reserves the right, subject to all applicable laws, to discontinue or change features and other specification either temporarily or permanently without incurring any liability to any prospective purchaser or purchasers. E and OE. **Printed October 2022.**

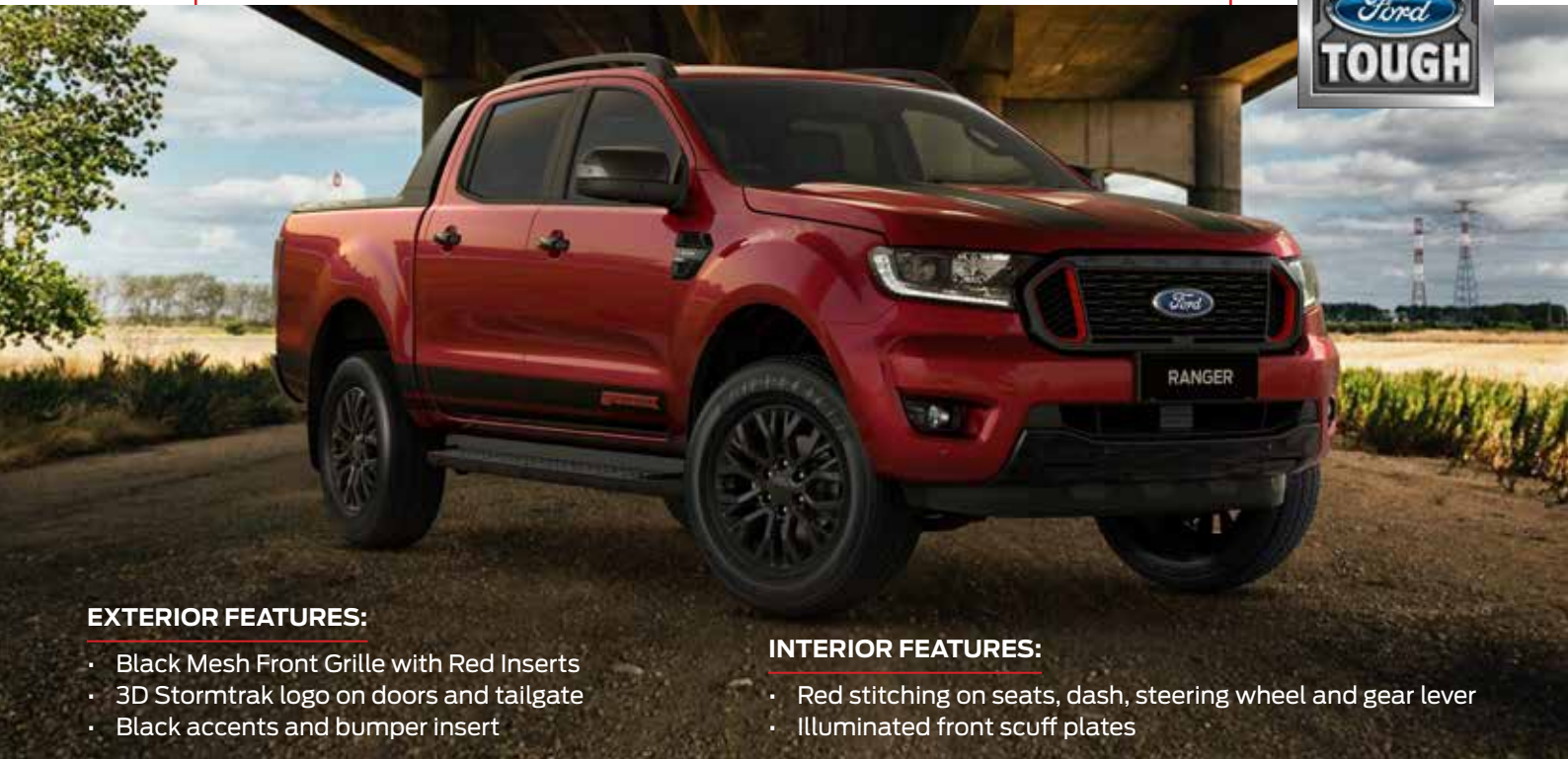
BASE · XL · XLS	Base	XL	XL	XL	XLS	XLS	XLS
	2.2TDCi	2.2TDCi	2.2TDCi	2.2TDCi	2.2TDCi	2.2TDCi	3.2TDCi
	4x2 Low Rider	4x2 High Rider	4x2 High Rider	4x4 High Rider	4x4 High Rider	4x2 High Rider	4x4 High Rider
	5MT	6AT	6MT	6MT	6AT	6MT	6AT
<b>ENGINE</b>							
Power: kW @ rpm	88 @ 3700	118 @ 3700	118 @ 3700	118 @ 3700	118 @ 3700	118 @ 3700	147 @ 3000
Torque: Nm @ rpm	285 @ 1500-2300	385 @ 1500-2500	385 @ 1500-2500	385 @ 1500-2500	385 @ 1500-2500	385 @ 1500-2500	470 @ 1500-2750
Engine displacement (cc)	2198	2198	2198	2198	2198	2198	3198
Number of cylinders	4	4	4	4	4	4	5
Number of valves	16	16	16	16	16	16	20
Fuel requirement	Diesel	Diesel	Diesel	Diesel	Diesel	Diesel	Diesel
<b>FUEL CONSUMPTION</b>							
Fuel economy (L/100km)	9	7,6	6,5	7,2	8,2	6,5	8,8
CO <sub>2</sub> Emissions (g /km)	237	199	172	190	214	172	231
<b>VEHICLE CAPABILITIES</b>							
ABS with Electronic brakeforce distribution (EBD)	S	S	S	S	S	S	S
Adaptive Load Control	-	S	S	S	S	S	S
Electronic Stability Programme (ESP)	-	S	S	S	S	S	S
ESP Brake System	-	S	S	S	S	S	S
Hill Descent Control	-	-	-	S	S	-	S
Hill Launch Assist	-	S	S	S	S	S	S
Roll-over mitigation	-	S	S	S	S	S	S
Traction Control	-	S	S	S	S	S	S
Trailer Sway Control	-	S	S	S	S	S	S
<b>EXTERIOR SPECIFICATION</b>							
Exterior Trim							
Sports Bar - Chrome	-	-	-	-	S	S	S
Tailgate Lock	S	S	S	S	S	S	S
Body & Box Elements							
Spray-in Bedliner	0	0	0	0	0	0	0
Glass & Wash/Wipe							
Rain Sensing Wipers	-	-	-	-	S	S	S
Exterior Lighting							
Auto On/Off Headlamps	-	-	-	-	S	S	S
Daytime Running Lamps	-	S	S	S	S	S	S
Front Fog Lamps	-	-	-	-	S	S	S
Halogen headlamps	S	S	S	S	S	S	S
High Mounted Stop Lamp with loadbox lighting	-	-	-	-	S	S	S
Indicators - Side repeaters on body	S	S	S	S	S	S	S
Manual Front Headlamp Levelling	-	S	S	S	S	S	S
Rear Fog Lamp	-	-	-	-	S	S	S
Reflector Headlamps	S	S	S	S	S	S	S
<b>INTERIOR SPECIFICATION</b>							
Climate Control							
Air Conditioning Manual	0	S	S	S	S	S	S
Fresh Air Heater	S	S	S	S	S	S	S
Audio/Media							
8" Colour Touch Screen with 4 speakers	-	0	0	0	S	S	S
Radio with 2 speakers, Bluetooth, USB	S	S	S	S	-	-	-
Instrument Panel, Cockpit & Controls							
12V Power Point Plug - Front console	S	S	S	S	S	S	S
Cruise Control	-	-	-	-	S	S	S
Steering Wheel (Polyurethane)	S	S	S	S	S	S	S
Floor & Cowl Side Trim							
Front floor mat (Standard with carpet flooring only) - Driver Only	S	S	S	S	S	S	S
Nonwoven fabric Carpet	0	S	S	S	S	S	S
Vinyl Floor covering	0	-	-	-	-	-	-
Seat Fabric Types							
Seat Material - Fabric	S	S	S	S	S	S	S

The declared fuel consumption and CO<sub>2</sub> emissions figures were achieved during technical laboratory testing in accordance with the legislated technical specifications (SANS 10101: 2006/ECE R101: 2005 as last amended) and validated and approved by the UK Vehicle Certification Authority (VCA). Fuel consumption and CO<sub>2</sub> emissions figures are used to compare different vehicle types under uniform conditions, and are not necessarily indicative of real-life driving conditions. Note that the actual fuel consumption and emissions levels will depend on many factors and are directly affected by the length of the journey; number of passengers and the amount of luggage carried; individual driving style; road conditions; weather conditions; vehicle age, mileage, condition and standard of maintenance; use of vehicle features such as air conditioning; and any modifications to the vehicle. Your fuel economy will vary based on these and other factors and, for these reasons, many drivers may not achieve the EU fuel economy figures in day-to-day driving, although the vehicle is technically capable of doing so.

BASE · XL · XLS	Base	XL	XL	XL	XLS	XLS	XLS
	2.2TDCi	2.2TDCi	2.2TDCi	2.2TDCi	2.2TDCi	2.2TDCi	3.2TDCi
	4x2 Low Rider	4x2 High Rider	4x2 High Rider	4x4 High Rider	4x4 High Rider	4x2 High Rider	4x4 High Rider
	5MT	6AT	6MT	6MT	6AT	6MT	6AT
<b>Interior - Mirrors</b>							
Electrochromatic Rear View Mirror	-	-	-	-	S	S	S
Interior Mirrors - Manual	S	S	S	S	-	-	-
<b>SAFETY/SECURITY SPECIFICATION</b>							
<b>Door Locking</b>							
Remote control entry with 2-stage unlocking and flip key	-	S	S	S	S	S	S
<b>Safety/Restraints</b>							
Driver & Passenger Belt minder	-	-	-	-	S	S	S
Driver Airbag	S	S	S	S	S	S	S
Driver Belt minder	S	S	S	S	-	-	-
Front Passenger Airbag	S	S	S	S	S	S	S
<b>Security</b>							
Parking Distance Sensors – Rear <sup>1</sup>	-	-	-	-	S	S	S
Rear View Parking Camera	-	-	-	-	S	S	S
Thatcham Alarm	-	S	S	S	S	S	S
<b>MECHANICAL SPECIFICATION</b>							
<b>4x4 Control</b>							
Electronic Shift on the fly (all 4x4)	-	-	-	S	S	-	S
<b>Wheels &amp; Tyres</b>							
16" Alloy Wheel	-	0	0	0	-	-	-
16" Steel Wheel	S	S	S	S	-	-	-
17" Alloy Wheel	-	-	-	-	S	S	S
17" Cast Alloy Wheel - Panther Black	-	-	-	-	0	0	0
Non Locking Wheel Lug Nuts	S	S	S	S	S	S	S
<b>Vehicle Capability</b>							
Front Towing hook	S	S	S	S	S	S	S
Tow Bar	-	S	S	S	S	S	S
<b>Dimensions &amp; Weights</b>							
Cargo depth (mm)	511	511	511	511	511	511	511
Cargo floor length (mm)	2317	2317	2317	2317	2317	2317	2317
Cargo floor width (mm)	1560	1560	1560	1560	1560	1560	1560
Front Overhang	905	905	905	905	905	905	905
Fuel capacity (Litres)	80	80	80	80	80	80	80
GCM (Gross Combination Mass) (kg)	4425	6000	6000	6000	6000	6000	6000
Ground clearance (mm) [Fully loaded]	135	237	237	237	237	237	237
GVM (Gross Vehicle Mass) (kg)	2925	3200	3200	3200	3200	3200	3200
Overall height (mm)	1703	1806	1806	1806	1806	1806	1806
Overall length (mm)	5354	5354	5354	5354	5354	5354	5354
Payload (kg) [passenger weight (65kg) and fuel weight (80l) removed]	1052	1116	1135	1036	1014	1131	1010
Rear Overhang	1226	1226	1226	1226	1226	1226	1226
Tare Mass (kg)	1728	1939	1920	2019	2041	1924	2045
Towing mass (Braked) (kg)	1500	3500	3500	3500	3500	3500	3500
Towing mass (Unbraked) (kg)	750	750	750	750	750	750	750
Wading Depth (mm)	600	800	800	800	800	800	800
Wheelbase	3220	3220	3220	3220	3220	3220	3220
<b>Special Edition Packs (SEP)</b>							
<b>XL Sport</b>							
17" Black Alloy Wheels	-	0	0	0	-	-	-
Black Gloss Grille	-	0	0	0	-	-	-
Black Painted Rear Bumper	-	0	0	0	-	-	-
Black Sports Bar	-	0	0	0	-	-	-
Large Ranger Decal on the back of the tailgate	-	0	0	0	-	-	-
Small Sport Decal	-	0	0	0	-	-	-
<b>Ford Pass<sup>3</sup></b>							
FordPass Connect	-	S	S	S	S	S	S
Remote Lock and Unlock	-	S	S	S	S	S	S
Remote Start	-	S	-	-	S	-	S
Fuel Status	-	S	S	S	S	S	S
Car Finder	-	S	S	S	S	S	S
Car Health Alerts	-	S	S	S	S	S	S
<b>Ford Protect</b>							
<b>Service &amp; Warranty</b>							
Warranty (NVLW) (4 years / 120 000km)	S	S	S	S	S	S	S
Corrosion Warranty (5 years / unlimited km's)	S	S	S	S	S	S	S
Roadside assistance (4 years / unlimited km's)	S	S	S	S	S	S	S
Service Intervals	15 000km	15 000km	15 000km	15 000km	15 000km	15 000km	15 000km

All Ranger derivatives retailed on or after 01 November 2021 will not have a service plan included in the vehicle in line with the Competition Commission's Guidelines for the Automotive Aftermarket Industry. Service and maintenance plans can be purchased directly from the Finance and Insurance Manager at any Ford Authorised dealership. <sup>1</sup>Parking Distance Sensors – Rear is not available on XL Sport. <sup>3</sup>FordPass connect and embedded modem comes standard on all Rangers from February production 2021. \*Ford reserves the right, subject to all applicable laws, to discontinue or change features and other specification either temporarily or permanently without incurring any liability to any prospective purchaser or purchasers. E and OE. **Printed October 2022.**

# SPECIAL EDITION RANGERS



## EXTERIOR FEATURES:

- Black Mesh Front Grille with Red Inserts
- 3D Stormtrak logo on doors and tailgate
- Black accents and bumper insert

## INTERIOR FEATURES:

- Red stitching on seats, dash, steering wheel and gear lever
- Illuminated front scuff plates

# STORMTRAK



Black Roof rails



Stormtrak decal & Black Unique 18" Alloy wheel



Power Roller Shutter



\*Premium leather embossed seat material with red stitching & Stormtrak logo



Bed divider kit

The RANGER STORMTRAK is available in the following colours:

Sea Grey (Metallic\*)

Lucid Red (Metallic\*)

Blue Lightning (Metallic\*)

Frozen White (Solid)

\*Metallic body colours are options at extra cost.

\*Leather seats are a combination of leather and high-quality, durable materials.



STORMTRAK	STORMTRAK	STORMTRAK
	2.0BIT	2.0BIT
	4x2 High Rider	4x4 High Rider
	10AT	10AT
<b>ENGINE</b>		
Power: kW @ rpm	157 @ 3750	157 @ 3750
Torque: Nm @ rpm	500 @ 1500 - 2000	500 @ 1500 - 2000
Engine displacement (cc)	1996	1996
Number of cylinders	4	4
Number of valves	16	16
Fuel requirement	Diesel	Diesel
<b>FUEL CONSUMPTION</b>		
Fuel economy (L/100km)	7,8	7,8
CO <sub>2</sub> Emissions (g /km)	207	207
<b>VEHICLE CAPABILITIES</b>		
ABS with Electronic brakeforce distribution (EBD)	S	S
Active Park Assist - Parallel Parking	S	S
Adaptive Load Control	S	S
Electronic Stability Programme (ESP)	S	S
ESP Brake System	S	S
Hill Descent Control	-	S
Hill Launch Assist	S	S
Roll-over mitigation	S	S
Traction Control	S	S
Trailer Sway Control	S	S
<b>EXTERIOR SPECIFICATION</b>		
Exterior Trim		
Decal Package	S	S
Ezi-lift tailgate	S	S
Hoop Sports Bar with Box Illumination + brake lamp	S	S
Roof Rails	S	S
Side Steps	S	S
Tailgate Lock - power (activated with Central Locking)	S	S
Body & Box Elements		
Drop-in Bedliner with 12V Power Point	S	S
Power Roller Shutter	S	S
Bed divider kit	S	S
Wildtrak Cargo Area Management System with Side Rails	S	S
Glass & Wash/Wipe		
Rain Sensing Wipers	S	S
Rear window Defroster	S	S
Exterior Lighting		
Auto On/Off Headlamps	S	S
Daytime Running Lamps	S	S
Front Fog Lamps	S	S
Front Fog Lamps - LED	S	S
Halogen headlamps	S	S
High Mounted Stop Lamp with loadbox lighting	S	S
Indicators - Side repeaters on body	S	S
LED Headlamps	S	S
Manual Front Headlamp Levelling	S	S
Rear Fog Lamp	S	S
Reflector Headlamps	S	S
<b>INTERIOR SPECIFICATION</b>		
Climate Control		
Dual Electronic Automatic Temperature Control (DEATC)	S	S
Fresh Air Heater	S	S
Audio/Media		
Ford SYNC® 3 with 6 speakers, 2 x USB ports, MP3, Bluetooth, 8" Colour TFT screen & 2 x 4.2" TFT screens in Cluster & Navigation	S	S
Instrument Panel, Cockpit & Controls		
12V Power Point Plug - Front console	S	S
12V Power Point Plug - Loadbox	S	S
12V Power Point Plug - Rear console	S	S
230V/150W power converter	S	S
Adaptive Cruise Control, Pre-Collision Assist with pedestrian detection, Distance Alert, Autonomous emergency braking, Lane Keep System, Driver Alert System, Auto High Beam Control	S	S
Leather stitched steering and soft feel dashboard	S	S
Floor & Cowl Side Trim		
Front & Rear Carpet Mats	S	S
Nonwoven fabric Carpet	S	S
Seat Fabric Types		
Seat Material - Stormtrak	S	S
Interior Lighting		
Ambient Mood Lighting	S	S
Dome Interior Lighting with Theatre Dimming & Illuminated Entry	S	S
Rear View Mirror Mounted USB Port	S	S
Interior - Mirrors		
Electrochromatic Rear View Mirror	S	S

STORMTRAK	STORMTRAK	STORMTRAK
	2.0BIT	2.0BIT
	4x2 High Rider	4x4 High Rider
	10AT	10AT
<b>SAFETY/SECURITY SPECIFICATION</b>		
Door Locking		
Smart Keyless Entry & Push Button Start	S	S
Safety/Restraints		
Curtain Airbags	S	S
Driver Airbag	S	S
Front Passenger Airbag	S	S
Inflatable Knee Airbag	S	S
ISOFIX seats	S	S
Passenger Airbag Disable - Switch & Light	S	S
Side Airbags (Thorax Only)	S	S
Two outboard 3-point and one centre 3-point rear seat belts	S	S
Security		
Lane Keeping System: Includes Lane Keeping Aid, Lane Departure Warning & Driver Alert System	S	S
Parking Distance Sensors - Front	S	S
Parking Distance Sensors - Rear	S	S
Rear View Parking Camera	S	S
Thatcham Alarm	S	S
<b>MECHANICAL SPECIFICATION</b>		
General		
Tyre Pressure Monitoring System (TPMS)	S	S
4X4 Control		
Electronic Shift on the fly (all 4x4)	-	S
Wheels & Tyres		
18" Alloy Wheel - Black	S	S
Locking Wheel Lug Nuts	S	S
Vehicle Capability		
Front Towing hook	S	S
Tow Bar	S	S
Dimensions & Weights		
Cargo depth (mm)	511	511
Cargo floor length (mm)	1549	1549
Cargo floor width (mm)	1560	1560
Front Overhang	905	905
Fuel capacity (Litres)	80	80
GCM (Gross Combination Mass) (kg)	6000	6000
Ground clearance (mm) [Fully loaded]	237	237
GVM (Gross Vehicle Mass) (kg)	3200	3200
Overall height (mm)	1851	1851
Overall length (mm)	5354	5354
Payload (kg) [passenger weight (65kg) and fuel weight (80l) removed]	957	860
Rear Overhang	1226	1226
Tare Mass (kg)	2098	2195
Towing mass (Braked) (kg)	3500	3500
Towing mass (Unbraked) (kg)	750	750
Wading Depth (mm)	800	800
Wheelbase	3220	3220
<b>SPECIAL INTEREST PACKS (SIP)</b>		
Stormtrak		
Illuminated front scuff plates	S	S
3D Stormtrak logo on doors and tailgate	S	S
Bed divider kit	S	S
Black accents and bumper insert	S	S
Black Mesh Front Grille with Red Inserts	S	S
Black Roof rails	S	S
Black Unique 18" Alloy wheel	S	S
Custom Decal	S	S
Power Roller Shutter	S	S
*Premium leather embossed seat material with red stitching & Stormtrak logo	S	S
Red stitching on seats, dash, steering wheel and gear lever	S	S
Ford Pass		
FordPass Connect	S	S
Remote Lock and Unlock	S	S
Remote start	S	S
Fuel Status	S	S
Car Finder	S	S
Car Health Alerts	S	S
<b>FORD PROTECT</b>		
Service Intervals		
Warranty (NVLW) (4 years / 120 000km)	S	S
Corrosion Warranty (5 years / unlimited km's)	S	S
Roadside assistance (4 years / unlimited km's)	S	S

All Ranger derivatives retailed on or after 01 November 2021 will not have a service plan included in the vehicle in line with the Competition Commission's Guidelines for the Automotive Aftermarket Industry. Service and maintenance plans can be purchased directly from the Finance and Insurance Manager at any Ford Authorised dealership.

The declared fuel consumption and CO<sub>2</sub> emissions figures were achieved during technical laboratory testing in accordance with the legislated technical specifications (SANS 2010: 2006/ECE R101: 2005 as last amended) and validated and approved by the UK Vehicle Certification Authority (VCA). Fuel consumption and CO<sub>2</sub> emissions figures are used to compare different vehicle types under uniform conditions, and are not necessarily indicative of real-life driving conditions. Note that the actual fuel consumption and emissions levels will depend on many factors and are directly affected by the length of the journey; number of passengers and the amount of luggage carried; individual driving style; road conditions; weather conditions; vehicle age, mileage, condition and standard of maintenance; use of vehicle features such as air conditioning; and any modifications to the vehicle. Your fuel economy will vary based on these and other factors and, for these reasons, many drivers may not achieve the EU fuel economy figures in day-to-day driving, although the vehicle is technically capable of doing so.

\*Ford reserves the right, subject to all applicable laws, to discontinue or change features and other specification either temporarily or permanently without incurring any liability to any prospective purchaser or purchasers. \*Leather seats are a combination of leather and high-quality, durable materials. \*FordPass connect and embedded modem comes standard on all Rangers from February production 2021. \*Printed June 2022.



# TOWING ADVISORY

The towing capacity is the maximum trailer mass that the vehicle has been designed to tow. However the combined mass of the vehicle and trailer should never exceed the Gross Combination Mass (GCM) of the vehicle.

**KERB MASS** refers to the mass of the vehicle with standard specification, a full tank of fuel and all necessary consumables but no passengers or cargo.

**GROSS VEHICLE MASS (GVM)** is the maximum allowable mass of the vehicle when fully loaded with passengers and cargo (i.e. kerb mass plus passengers and cargo)

**GROSS COMBINATION MASS (GCM)** is the maximum allowable mass of the vehicle and trailer combined (i.e. GVM plus trailer mass)

Body Type	Model	GCM (kg)	GVM (kg)	Towing capacity braked (kg)	Kerb Mass (kg)	Tare mass (kg)	Payload [passenger weight (65kg) and fuel weight (80l) removed]	Vehicle load capacity when towing maximum capacity (GCM - Kerb mass - Towing Capacity)
Single Cab	RANGER 2.2TDCI SINGLE CAB BASE 5MT 4X2LR	4 425	2 925	1 500	1 808	1 728	1 052	1 052
	RANGER 2.2TDCI SINGLE CAB XL 6MT 4X2	6 000	3 200	3 500	2 000	1 920	1 135	500
	RANGER 2.2TDCI SINGLE CAB XL 6AT 4X2	6 000	3 200	3 500	2 019	1 939	1 116	481
	RANGER 2.2TDCI SINGLE CAB XL 6MT 4X4	6 000	3 200	3 500	2 099	2 019	1 036	401
	RANGER 2.2 TDCI SINGLE CAB XLS 6MT 4X2	6 000	3 200	3 500	2 004	1 924	1 131	496
	RANGER 2.2TDCI SINGLE CAB XLS 6AT 4X4	6 000	3 200	3 500	2 121	2 041	1 014	379
	RANGER 3.2 TDCI SINGLE CAB XLS 6AT 4X4	6 000	3 200	3 500	2 125	2 045	1 010	375
Rap Cab	RANGER 2.2TDCI SUPER CAB BASE 5MT 4X2	4 525	3 025	1 500	1 915	1 835	1 045	1 045
	RANGER 2.2TDCI SUPER CAB XL 6MT 4X2	6 000	3 200	3 500	2 042	1 962	1 093	458
	RANGER 2.2TDCI SUPER CAB XL 6AT 4X2	6 000	3 200	3 500	2 064	1 984	1 071	436
	RANGER 2.2TDCI SUPER CAB XL 6MT 4X4	6 000	3 200	3 500	2 142	2 062	993	358
	RANGER 2.2TDCI SUPER CAB XLS 6AT 4X2	6 000	3 200	3 500	2 064	1 984	1 071	436
	RANGER 2.2TDCI SUPER CAB XLS 6AT 4X4	6 000	3 200	3 500	2 185	2 105	950	315
	RANGER 3.2 TDCI SUPER CAB XLT 6AT 4X4	6 000	3 200	3 500	2 280	2 200	855	220
Double Cab	RANGER 2.2 TDCI DOUBLE CAB BASE 5MT 4X2	4 525	3 025	1 500	1 929	1 849	1 031	1 031
	RANGER 2.2 TDCI DOUBLE CAB XL 6MT 4X2	6 000	3 200	3 500	2 092	2 012	1 043	408
	RANGER 2.2 TDCI DOUBLE CAB XL 6MT 4X4	6 000	3 200	3 500	2 092	2 012	1 043	408
	RANGER 2.2 TDCI DOUBLE CAB XL 6AT 4X2	6 000	3 200	3 500	2 111	2 031	1 024	389
	RANGER 2.2 TDCI DOUBLE CAB XL 6AT 4X4	6 000	3 200	3 500	2 210	2 130	925	290
	RANGER 2.2 TDCI DOUBLE CAB XLS 6MT 4X2	6 000	3 200	3 500	2 280	2 200	855	220
	RANGER 2.2 TDCI DOUBLE CAB XLS 6AT 4X4	6 000	3 200	3 500	2 235	2 155	900	265
	RANGER 2.0L Turbo DOUBLE CAB XLT 10AT 4X2	6 000	3 200	3 500	2 222	2 142	913	278
	RANGER 2.0L Turbo DOUBLE CAB XLT 10AT 4X4	6 000	3 200	3 500	2 124	2 044	1 011	376
	RANGER 3.2 TDCI DOUBLE CAB XLT 6AT 4X2	6 000	3 200	3 500	2 196	2 116	939	304
	RANGER 3.2 TDCI DOUBLE CAB XLT 6AT 4X4	6 000	3 200	3 500	2 294	2 214	841	206
	RANGER 3.2 TDCI DOUBLE CAB WILDTRAK 6AT 4X2	6 000	3 200	3 500	2 211	2 131	924	289
	RANGER 2.0L BIT DOUBLE CAB WILDTRAK 10AT 4X2	6 000	3 200	3 500	2 178	2 098	957	322
	RANGER 2.0L BIT DOUBLE CAB STORMTRAK 10AT 4X2	6 000	3 200	3 500	2 178	2 098	957	322
	RANGER 2.0L BIT DOUBLE CAB WILDTRAK 10AT 4X4	6 000	3 200	3 500	2 275	2 195	860	225
	RANGER 2.0L BIT DOUBLE CAB STORMTRAK 10AT 4X4	6 000	3 200	3 500	2 275	2 195	860	225
	RANGER RAPTOR 2.0L BIT DOUBLE CAB 10AT 4x4	6 000	3 090	2 500	2 418	2 338	607	607
RANGER RAPTOR SE 2.0L BIT DOUBLE CAB 10AT 4x4	6 000	3 090	2 500	2 418	2 338	607	607	